

## Panel feed-through terminal block - PWO 16-POT/S - 1705654

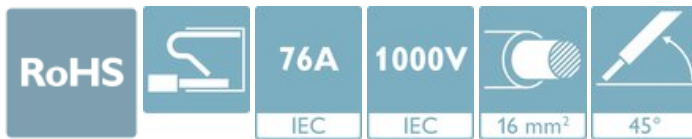
Please be informed that the data shown in this PDF Document is generated from our Online Catalog. Please find the complete data in the user's documentation. Our General Terms of Use for Downloads are valid (<http://phoenixcontact.com/download>)




Panel feed-through terminal block, connection method: Push-in spring connection, Cable lug connection, number of positions: 1, load current: 76 A, cross section: 1.5 mm<sup>2</sup> - 16 mm<sup>2</sup>, connection direction of the conductor to plug-in direction: 45 °, width: 12 mm, color: gray

### Your advantages

- ✓ Time saving push-in connection, tools not required
- ✓ Defined contact force ensures that contact remains stable over the long term
- ✓ Tool-free snap-in principle enables easy mounting on the device panel
- ✓ Automatic panel thickness compensation enables universal use
- ✓ Reliable seal even with low-viscosity molding compounds



### Key Commercial Data

Packing unit	1 pc
Minimum order quantity	50 pc
GTIN	 4 046356 790857
GTIN	4046356790857
Weight per Piece (excluding packing)	29.200 g
Custom tariff number	85369010
Country of origin	China

### Technical data

#### Item properties

Brief article description	Panel feed-through terminal block
Range of articles	PWO 16-POT
Pitch	12.1 mm
Number of positions	1

# Panel feed-through terminal block - PWO 16-POT/S - 1705654

## Technical data

### Item properties

Number of connections	2
Number of potentials	1

### Electrical parameters

Nominal current	76 A
Nom. voltage	1000 V
Rated voltage (III/3)	1000 V
Rated voltage (III/2)	1000 V
Rated voltage (II/2)	1000 V
Rated surge voltage (III/3)	8 kV
Rated surge voltage (III/2)	8 kV
Rated surge voltage (II/2)	6 kV

### Connection capacity, external

Connection method	Push-in spring connection
Connection direction of the conductor to plug-in direction	45 °
Conductor cross section solid	1.5 mm <sup>2</sup> ... 16 mm <sup>2</sup>
Conductor cross section flexible	1.5 mm <sup>2</sup> ... 16 mm <sup>2</sup>
Conductor cross section flexible, with ferrule without plastic sleeve	1.5 mm <sup>2</sup> ... 16 mm <sup>2</sup>
Conductor cross section, flexible, with ferrule, with plastic sleeve	1.5 mm <sup>2</sup> ... 16 mm <sup>2</sup>
2 conductors with the same cross section, flexible, with TWIN ferrule with plastic sleeve	1.5 mm <sup>2</sup> ... 4 mm <sup>2</sup>
Stripping length	18 mm

### Connection capacity, internal

Connection method	Cable lug connection
Connection direction of the conductor to plug-in direction	0 °
Cable lug connection according to standard	DIN 46234:1980-03 1.5 mm <sup>2</sup> 16 mm <sup>2</sup> 5.3 mm 11 mm M5 2 Nm 2.5 Nm

### Material data - contact

Note	WEEE/RoHS-compliant, free of whiskers according to IEC 60068-2-82/ JEDEC JESD 201
Contact material	Cu alloy
Surface characteristics	tin-plated

### Material data - housing

Housing color	gray (7042)
Insulating material	PA
Insulating material group	I
CTI according to IEC 60112	600
Flammability rating according to UL 94	V0

# Panel feed-through terminal block - PWO 16-POT/S - 1705654

## Technical data

### Material data - housing

Glow wire flammability index GWF1 according to EN 60695-2-12	850
Glow wire ignition temperature GWIT according to EN 60695-2-13	775
Temperature for the ball pressure test according to EN 60695-10-2	125 °C

### Dimensions for the product

Caption	Schematische Abbildung - weitere Details siehe Produktfamilienzeichnung im Download Center
Width [ w ]	12 mm
Pitch	12.1 mm

### Dimensions for mounting cutout

Plate thickness	1 mm ... 6 mm
-----------------	---------------

### Packaging information

Pieces per package	50
Denomination packing units	Pcs.

### Ambient conditions

Ambient temperature (storage/transport)	-40 °C ... 70 °C
Ambient temperature (assembly)	-5 °C ... 100 °C
Ambient temperature (operation)	-40 °C ... 100 °C (Depending on the current carrying capacity/derating curve)

### Termination and connection method

Test for conductor damage and slackening	IEC 60947-7-1:2009-04
	Test passed

### Pull-out test

Pull-out test	IEC 60947-7-1:2009-04
Conductor cross section / conductor type / tensile force	1.5 mm <sup>2</sup> / solid / > 40 N
	1.5 mm <sup>2</sup> / flexible / > 40 N
	16 mm <sup>2</sup> / solid / > 100 N
	16 mm <sup>2</sup> / flexible / > 100 N

### Mechanical tests according to standard

Test specification	IEC 60947-7-1 (following)
--------------------	---------------------------

### Electrical tests

Rated current	76 A
Conductor cross section	16 mm <sup>2</sup>
Rated voltage (III/2)	1000 V
Rated surge voltage (III/2)	8 kV

# Panel feed-through terminal block - PWO 16-POT/S - 1705654

## Technical data

### Air clearances and creepage distances

Clearances and creepage distances	Internal part molded Control cabinet panel 1 - 4 mm IEC 60947-1:2007-06 + A1:2010-12
Application	Internal part molded
	Control cabinet panel 1 - 4 mm
Specification	IEC 60947-1:2007-06 + A1:2010-12
Minimum clearance - inhomogeneous field (III/3)	8 mm
Minimum clearance - inhomogeneous field (III/2)	8 mm
Minimum clearance - inhomogeneous field (II/2)	5.5 mm
Minimum creepage distance value (III/3)	12.5 mm
Minimum creepage distance value (III/2)	8 mm
Minimum creepage distance value (II/2)	5.5 mm

### Temperature-rise test

Specification	IEC 60947-7-1:2009-04 (following)
Requirement temperature-rise test	Increase in temperature $\leq 45$ K

### Current carrying capacity / derating curves

Caption	Type: PWO 16-POT(/S)
---------	----------------------

### Standards and Regulations

Connection in acc. with standard	UL
	IEC 60947-7-1
Flammability rating according to UL 94	V0
Safety note	<ul style="list-style-type: none"> <li>• Only electrically qualified personnel may install and operate the product. To recognize and prevent danger, the qualified personnel must be familiar with the basics of electrical engineering.</li> <li>• Observe the technical data provided here and refer to the documents listed under "Downloads". The download area contains important information, such as installation notes, technical drawings, and 3D data.</li> <li>• To maintain the nominal voltage, align the cable lugs straight and centered, and cast the terminals on the inside.</li> <li>• The cable entry funnel is not safe to touch. Never connect or disconnect the terminal when it is energized. Take appropriate steps to ensure touch protection.</li> </ul>

### Vibration test

Specification	IEC 60068-2-6:2007-12
Frequency	10 - 150 - 10 Hz
Sweep speed	1 octave/min
Amplitude	0.35 mm (10 - 60.1 Hz)
Acceleration	5 g (60.1 - 150 Hz)
Test duration per axis	2.5 h

# Panel feed-through terminal block - PWO 16-POT/S - 1705654

## Technical data

### Glow-wire test

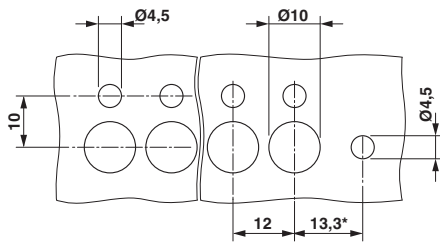
Specification	IEC 60695-2-11:2000-10
Temperature	960 °C
Time of exposure	30 s

### Environmental Product Compliance

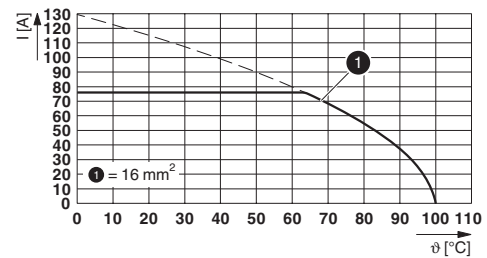
China RoHS	Environmentally friendly use period: unlimited = EFUP-e
	No hazardous substances above threshold values

## Drawings

Dimensional drawing



Diagram



\*Only when using the PWO 16-F flange plate

Type: PWO 16-POT(/S)

## Classifications

### eCl@ss

eCl@ss 10.0.1	27141134
eCl@ss 11.0	27141134
eCl@ss 4.0	27141100
eCl@ss 4.1	27141100
eCl@ss 5.0	27141100
eCl@ss 5.1	27141100
eCl@ss 6.0	27141100
eCl@ss 7.0	27141134
eCl@ss 9.0	27141134

### ETIM

ETIM 3.0	EC001283
ETIM 4.0	EC001283
ETIM 6.0	EC001283
ETIM 7.0	EC001283

# Panel feed-through terminal block - PWO 16-POT/S - 1705654

## Classifications

### UNSPSC

UNSPSC 6.01	30211811
UNSPSC 7.0901	39121410
UNSPSC 11	39121410
UNSPSC 12.01	39121410
UNSPSC 13.2	39121410
UNSPSC 18.0	39121410
UNSPSC 19.0	39121410
UNSPSC 20.0	39121410
UNSPSC 21.0	39121410

## Approvals


### Approvals


#### Approvals

VDE Gutachten mit Fertigungsüberwachung / CSA / EAC / cULus Recognized

#### Ex Approvals

### Approval details

VDE Gutachten mit Fertigungsüberwachung		<a href="http://www2.vde.com/de/Institut/Online-Service/VDE-gepruefteProdukte/Seiten/Online-Suche.aspx">http://www2.vde.com/de/Institut/Online-Service/VDE-gepruefteProdukte/Seiten/Online-Suche.aspx</a>	40039989
Nominal voltage UN	1000 V		
Nominal current IN	76 A		
mm <sup>2</sup> /AWG/kcmil	1.5-16		

CSA		<a href="http://www.csagroup.org/services-industries/product-listing/">http://www.csagroup.org/services-industries/product-listing/</a>	2618381-2017-03-13
	C		
Nominal voltage UN	600 V		
Nominal current IN	66 A		
mm <sup>2</sup> /AWG/kcmil	14-4		

# Panel feed-through terminal block - PWO 16-POT/S - 1705654

## Approvals

EAC		B.01687
-----	--	---------

cULus Recognized		<a href="http://database.ul.com/cgi-bin/XYV/template/LISEXT/1FRAME/index.htm">http://database.ul.com/cgi-bin/XYV/template/LISEXT/1FRAME/index.htm</a>	E60425-20100423
	B	C	
Nominal voltage UN	600 V	600 V	
Nominal current IN	66 A	66 A	
mm <sup>2</sup> /AWG/kcmil	14-4	14-4	

## Accessories

### Accessories

#### Crimping tool

Crimping pliers - CRIMPFOX 6 - 1212034



Crimping pliers, for ferrules without insulating collar according to DIN 46228 Part 1 and ferrules with insulating collar according to DIN 46228 Part 4, 0.25 mm<sup>2</sup> ... 6.0 mm<sup>2</sup>, lateral entry, trapezoidal crimp

Crimping pliers - CRIMPFOX 25R - 1212039



Crimping pliers, for ferrules without insulating collar according to DIN 46228 Part 1 and ferrules with insulating collar according to DIN 46228 Part 4, 10 mm<sup>2</sup> ... 25 mm<sup>2</sup>, lateral entry, WM crimp

#### Filler plug

Blind rivet - RVT-AL/ST 3/12 - 3240507



Blind rivets, Ø 3.0 mm, 12 mm sleeve length, aluminum sleeve, zinc-plated steel pin, flat head, standard version similar to DIN 7337 A, also for UW/RW/PW 10 and 16

## Panel feed-through terminal block - PWO 16-POT/S - 1705654

### Accessories

---

#### Labeled terminal marker

Zack marker strip - ZB 12,LGS:L1-N,PE - 0812146



Zack marker strip, Strip, white, labeled, printed horizontally: L1, L2, L3, N, PE, mounting type: snap into tall marker groove, for terminal block width: 12.2 mm, lettering field size: 10.5 x 12.15 mm, Number of individual labels: 5

---

#### Marker for terminal blocks - TMT 10 R CUS - 0824500



Marker for terminal blocks, can be ordered: by line, white, labeled according to customer specifications, mounting type: snap into universal marker groove, snap into flat marker groove, for terminal block width: 10.2 mm, lettering field size: 6.35 x 10.15 mm

---

#### Panel feed-through terminal block

Flange cover - PWO 16-F - 1705659



Mounting flange, for mounting directly on the wall

---

#### Partition plate

Spacer plate - DP-PWO 16-3 - 1705655



Spacer plate, for electrical isolation between the individual feed-through terminal blocks, width: 3 mm, color: gray

---

## Panel feed-through terminal block - PWO 16-POT/S - 1705654

### Accessories

Spacer plate - DP-PWO 16-6 - 1705657



Spacer plate, for electrical isolation between the individual feed-through terminal blocks, width: 6 mm, color: gray

---

Spacer plate - DP-PWO 16-9 - 1705658



Spacer plate, for electrical isolation between the individual feed-through terminal blocks, width: 9 mm, color: gray

---

### Screwdriver tools

Screwdriver - SZF 2-0,8X4,0 - 1204520



Actuation tool, for ST terminal blocks, also suitable for use as a bladed screwdriver, size: 0.8 x 4.0 x 100 mm, 2-component grip, with non-slip grip

---

Philips screwdriver - SZK PZ2 VDE - 1206463



Screwdriver, PZ crosshead, VDE insulated, size: PZ 2 x 100 mm, 2-component grip, with non-slip grip

---

### Terminal marking

Zack Marker strip, flat - ZBF 12:UNBEDRUCKT - 0809735



Zack Marker strip, flat, Strip, white, unlabeled, can be labeled with: PLOTMARK, CMS-P1-PLOTTER, mounting type: snap into flat marker groove, for terminal block width: 12 mm, lettering field size: 5.15 x 12.15 mm, Number of individual labels: 5

## Panel feed-through terminal block - PWO 16-POT/S - 1705654

### Accessories

---

#### Zack marker strip - ZB 12:UNPRINTED - 0812120



Zack marker strip, Strip, white, unlabeled, can be labeled with: PLOTMARK, CMS-P1-PLOTTER, mounting type: snap into tall marker groove, for terminal block width: 12.2 mm, lettering field size: 12 x 10.5 mm, Number of individual labels: 5

---

#### Marker for terminal blocks - TMT 10 R - 0816210



Marker for terminal blocks, Roll, white, unlabeled, can be labeled with: THERMOMARK ROLL 2.0, THERMOMARK ROLL, THERMOMARK ROLL X1, THERMOMARK ROLLMASTER 300/600, THERMOMARK X1.2, THERMOMARK S1.1, perforated, mounting type: snap into universal marker groove, snap into flat marker groove, for terminal block width: 10.2 mm, lettering field size: 6.35 x 10.15 mm, Number of individual labels: 10000